

# ELA STUDY GUIDE

**Grade Level:** 2nd Grade

**Video Title:** *How Full Is It?*

**Media Literacy Focus:** Thinking before liking, commenting, or sharing — Is it helpful, hurtful, or truthful?

## Essential Question

**How can asking “How Full Is It?” help us make smart choices online?**

## Learning Targets

Students will be able to:

Ask questions about online messages and images

Decide if a post is helpful, hurtful, or truthful

Recognize when not to comment or share

Practice being kind and responsible online

Understand that their online actions can affect others

## Vocabulary

- **Helpful** – Something that makes someone’s day better
- **Hurtful** – Something that can hurt someone’s feelings
- **Truthful** – Something that is honest and supported by facts
- **Post** – A message, photo, or video shared online
- **Media Master** – A person who makes kind, safe choices online

## Whole Group Discussion

Lead students with these questions:

- What does it mean to be a Media Master?
- Can words or pictures online hurt someone?
- Why is it important to ask, “How full is it?” before we share something?

- What should you do if you see a hurtful post?

## Activity Ideas

### 1. “How Full Is It?” Traffic Light Sort

Create red (hurtful), yellow (not sure/missing truth), and green (helpful) cards. Read or show short “post” examples and have students sort them using traffic light signals:



= Don't share






= Think first



= Okay to share

Example:

- “Your art is amazing!” → 
- “That kid is so dumb.” → 
- “Aliens live under the school!” → 

### 2. “Be a Media Master!” Mini Poster

Students create a mini-poster with the three big questions:

- Is it **Helpful**?
- Is it **Hurtful**?
- Is it **Truthful**?

Decorate with examples of good online choices.

### 3. Media Master Circle Time

Use puppets or role-play to show a post. Students take turns explaining if it's helpful, hurtful, or truthful, and what a Media Master would do.

## Writing Prompt

**Prompt:**

Write about a time you saw or heard something that wasn't nice.  
What could a Media Master do in that situation?

Students should write 2–3 sentences and draw a picture.

**Extension: Class Pledge**

As a class, create a **“Media Master Pledge.”**

Example:

“I promise to stop and think before I click.  
I will be kind and tell the truth.  
I will not share things that hurt others.”

Display it in the room.

**Final Reflection Question**

How can we help others by being careful about what we post and share online?

## **Alabama Digital Literacy and Computer Science (DLCS) Course of Study Correlation – 2nd Grade**

**Strand: Digital Literacy**

- **DLCS.2.1** – Distinguish between helpful and hurtful online behavior.  
*Students evaluate posts and practice positive online actions.*
- **DLCS.2.3** – Explain why it's important to think before clicking or sharing.  
*"How Full Is It?" encourages reflective digital choices.*
- **DLCS.2.4** – Recognize that not all information online is true.  
*Students practice identifying misleading or false content.*
- **DLCS.2.6** – Demonstrate respectful online behavior.  
*Reinforces kindness and empathy in online spaces.*
- **DLCS.2.7** – Ask questions to understand digital content.  
*"Is it helpful? Is it hurtful? Is it truthful?" are the guiding questions.*

- ###